

Medicare Participation - Delaware Physicians 2012

Question 1: What is the specialty of your practice?

Answer Options	Response Percent	Response Count
Primary Care (ie. Family Practice, General Internal Medicine, General Practice)	32.5%	51
Other	67.5%	106

Question 2: What is your practice type?

Answer Options	Response Percent	Response Count
Solo practice	36.5%	57
Group practice	63.5%	99

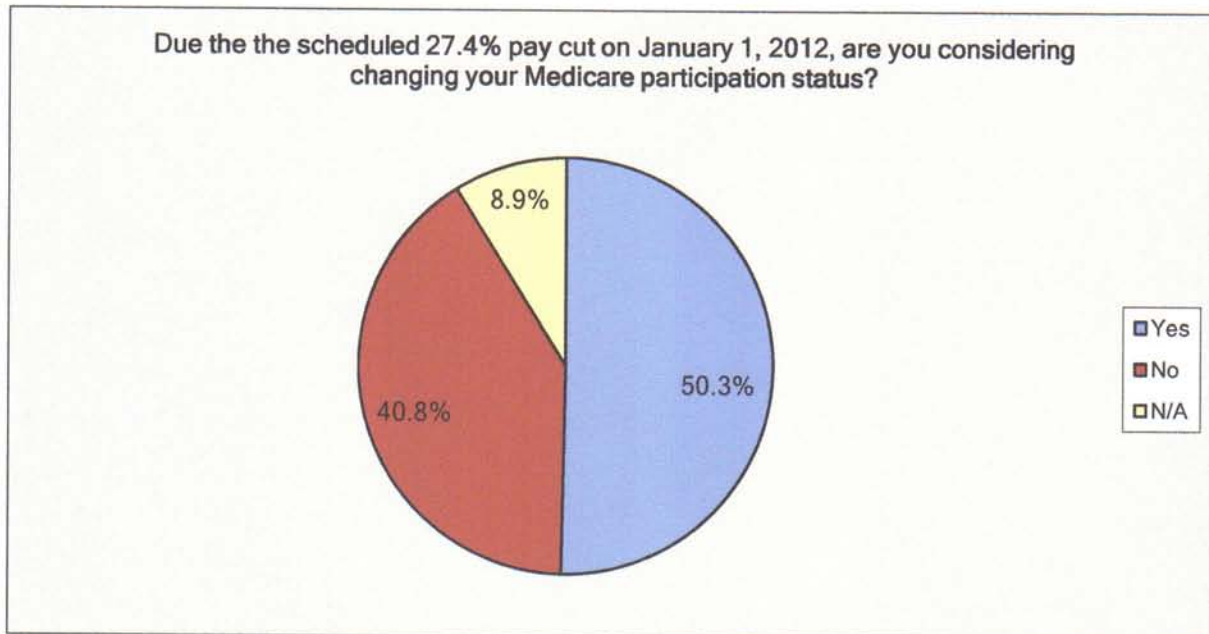
Question 3: What is the current Medicare participation status of your practice?

Answer Options	Response Percent	Response Count
Medicare Participating (Accept Medicare's allowed charge as payment in full for all Medicare patients).	92.4%	145
Medicare Non-Participating (Make Medicare claim assignment decisions on a case-by-case basis)	1.9%	3
Practice does not accept Medicare patients	4.5%	7
N/A	1.3%	2

Medicare Participation - Delaware Physicians 2012

Question 4: Due the the scheduled 27.4% pay cut on January 1, 2012, are you considering changing your Medicare participation status?

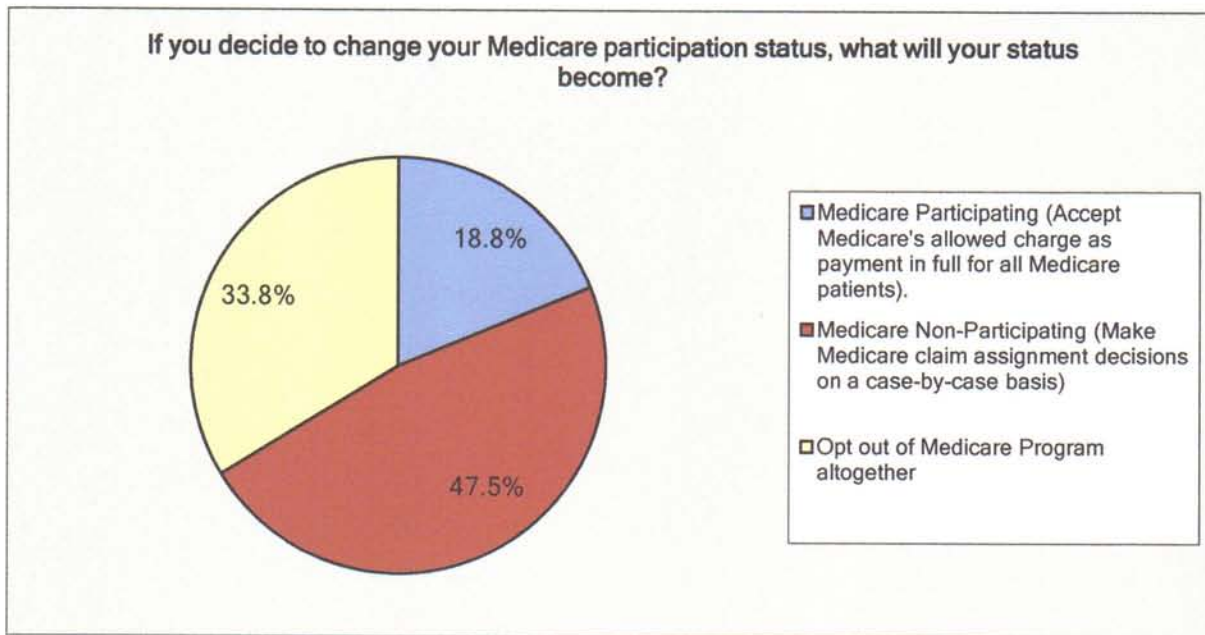
Answer Options	Response Percent	Response Count
Yes	50.3%	79
No	40.8%	64
N/A	8.9%	14



Medicare Participation - Delaware Physicians 2012

Question 5: If you decide to change your Medicare participation status, what will your status become?

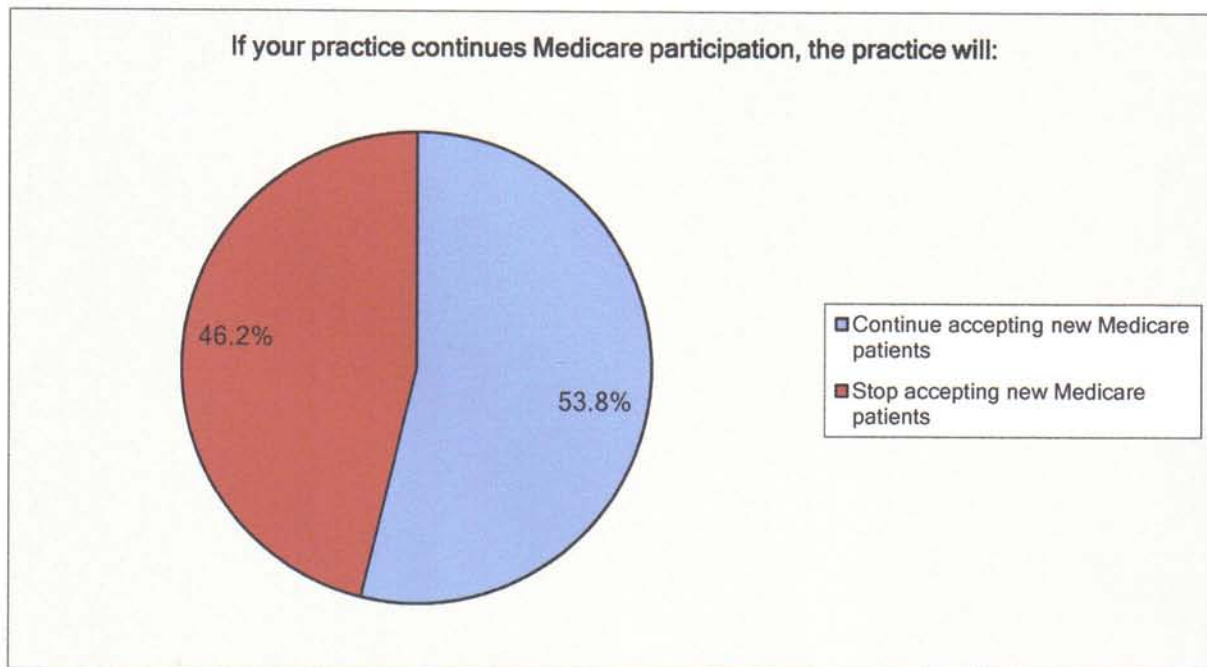
Answer Options	Response Percent	Response Count
Medicare Participating (Accept Medicare's allowed charge as payment in full for all Medicare patients).	18.8%	15
Medicare Non-Participating (Make Medicare claim assignment decisions on a case-by-case basis)	47.5%	38
Opt out of Medicare Program altogether	33.8%	27



Medicare Participation - Delaware Physicians 2012

Question 6: If your practice continues Medicare participation, the practice will:

Answer Options	Response Percent	Response Count
Continue accepting new Medicare patients	53.8%	71
Stop accepting new Medicare patients	46.2%	61



Medicare Participation - Delaware Physicians 2012

Question 7: What other changes to your practice are you considering? (check all that apply)

Answer Options	Response Percent	Response Count
Close practice to NEW Medicare patients	48.7%	58
Refer complex cases	25.2%	30
Stop providing certain services to Medicare patients	33.6%	40
Defer purchase of new medical equipment	47.9%	57
Reduce staff	48.7%	58
Defer purchase of information technology	39.5%	47
Reduce workload/hours	33.6%	40
Shift services from office to hospital	23.5%	28
Close satellite offices	16.0%	19
Discontinue nursing home visits	7.6%	9
Retire	15.1%	18
Other (please specify)	15.1%	18

